

Macroeconomic Dynamics and Monetary Economics

ECO 301: Money and Banking

Goals

1 / 22

- Specific Goals
 - Explain causes and consequences for changes in macroeconomic outcomes including real GDP, employment, and inflation.
 - Describe and illustrate how monetary policy affects interest rates, inflation, and real GDP in the short run and long run.
 - Evaluate an economy's performance and suggest appropriate monetary policy.
- Learning Objectives
 - LO7: Identify and analyze macroeconomic problems using graphical and computational models and prescribe appropriate monetary policy solutions.

Goals

1 / 22

- Specific Goals
 - Explain causes and consequences for changes in macroeconomic outcomes including real GDP, employment, and inflation.
 - Describe and illustrate how monetary policy affects interest rates, inflation, and real GDP in the short run and long run.
 - Evaluate an economy's performance and suggest appropriate monetary policy.
- Learning Objectives
 - LO7: Identify and analyze macroeconomic problems using graphical and computational models and prescribe appropriate monetary policy solutions.

Goals

1 / 22

- Specific Goals
 - Explain causes and consequences for changes in macroeconomic outcomes including real GDP, employment, and inflation.
 - Describe and illustrate how monetary policy affects interest rates, inflation, and real GDP in the short run and long run.
 - Evaluate an economy's performance and suggest appropriate monetary policy.
- Learning Objectives
 - LO7: Identify and analyze macroeconomic problems using graphical and computational models and prescribe appropriate monetary policy solutions.

Reading and Exercises

2 / 22

- Aggregate demand Chapter 17, pp. 597-601
- Aggregate supply Chapter 17, pp. 601-609
- Equilibrium and market dynamics Chapter 17, pp. 609-616
- Monetary policy Chapter 17, pp. 616-625
- **Canvas Quiz due FRIDAY, APRIL 25, 11:59 PM.**
Multiple-choice, 15 questions, unlimited attempts allowed, only best score counts
- **Homework/In-class Exercise due NEXT WEDNESDAY, APRIL 30 11:59 PM.** We will work together in class on TUESDAY.

Reading and Exercises

2 / 22

- Aggregate demand Chapter 17, pp. 597-601
- Aggregate supply Chapter 17, pp. 601-609
- Equilibrium and market dynamics Chapter 17, pp. 609-616
- Monetary policy Chapter 17, pp. 616-625
- **Canvas Quiz due FRIDAY, APRIL 25, 11:59 PM.**
Multiple-choice, 15 questions, unlimited attempts allowed, only best score counts
- **Homework/In-class Exercise due NEXT WEDNESDAY, APRIL 30 11:59 PM.** We will work together in class on TUESDAY.

Reading and Exercises

2 / 22

- Aggregate demand Chapter 17, pp. 597-601
- Aggregate supply Chapter 17, pp. 601-609
- Equilibrium and market dynamics Chapter 17, pp. 609-616
- Monetary policy Chapter 17, pp. 616-625
- **Canvas Quiz due FRIDAY, APRIL 25, 11:59 PM.**
Multiple-choice, 15 questions, unlimited attempts allowed, only best score counts
- **Homework/In-class Exercise due NEXT WEDNESDAY, APRIL 30 11:59 PM.** We will work together in class on TUESDAY.

Reading and Exercises

2 / 22

- Aggregate demand Chapter 17, pp. 597-601
- Aggregate supply Chapter 17, pp. 601-609
- Equilibrium and market dynamics Chapter 17, pp. 609-616
- Monetary policy Chapter 17, pp. 616-625
- **Canvas Quiz due FRIDAY, APRIL 25, 11:59 PM.**
Multiple-choice, 15 questions, unlimited attempts allowed, only best score counts
- **Homework/In-class Exercise due NEXT WEDNESDAY, APRIL 30 11:59 PM.** We will work together in class on TUESDAY.

Reading and Exercises

2 / 22

- Aggregate demand Chapter 17, pp. 597-601
- Aggregate supply Chapter 17, pp. 601-609
- Equilibrium and market dynamics Chapter 17, pp. 609-616
- Monetary policy Chapter 17, pp. 616-625
- **Canvas Quiz due FRIDAY, APRIL 25, 11:59 PM.**
Multiple-choice, 15 questions, unlimited attempts allowed, only best score counts
- Homework/In-class Exercise due NEXT WEDNESDAY, APRIL 30 11:59 PM. We will work together in class on TUESDAY.

Reading and Exercises

- Aggregate demand Chapter 17, pp. 597-601
- Aggregate supply Chapter 17, pp. 601-609
- Equilibrium and market dynamics Chapter 17, pp. 609-616
- Monetary policy Chapter 17, pp. 616-625
- **Canvas Quiz due FRIDAY, APRIL 25, 11:59 PM.**
Multiple-choice, 15 questions, unlimited attempts allowed, only best score counts
- **Homework/In-class Exercise due NEXT WEDNESDAY, APRIL 30 11:59 PM.** We will work together in class on TUESDAY.

Aggregate Demand

3 / 22

- **Aggregate demand:** schedule or curve that shows the quantities of real GDP that buyers collectively desire to purchase at each price level.
- Aggregate demand is downward sloping in both short-run and long-run due to the *real balances effect* and the *foreign purchases effect*.
- **Real balances effect:** when the price level increases, the purchasing power of the consumers' accumulated savings balances decreases.
 - With a lower real savings balance, consumers decrease consumption.
- **Foreign purchases effect:** When the price level rises relative to the price level in foreign countries, the foreign demand for U.S. products decreases. Similarly, the demand for imports increases.
 - This causes exports to fall and imports to rise.

Aggregate Demand

3 / 22

- **Aggregate demand:** schedule or curve that shows the quantities of real GDP that buyers collectively desire to purchase at each price level.
- Aggregate demand is downward sloping in both short-run and long-run due to the *real balances effect* and the *foreign purchases effect*.
- **Real balances effect:** when the price level increases, the purchasing power of the consumers' accumulated savings balances decreases.
 - With a lower real savings balance, consumers decrease consumption.
- **Foreign purchases effect:** When the price level rises relative to the price level in foreign countries, the foreign demand for U.S. products decreases. Similarly, the demand for imports increases.
 - This causes exports to fall and imports to rise.

Aggregate Demand

3 / 22

- **Aggregate demand:** schedule or curve that shows the quantities of real GDP that buyers collectively desire to purchase at each price level.
- Aggregate demand is downward sloping in both short-run and long-run due to the *real balances effect* and the *foreign purchases effect*.
- **Real balances effect:** when the price level increases, the purchasing power of the consumers' accumulated savings balances decreases.
 - With a lower real savings balance, consumers decrease consumption.
- **Foreign purchases effect:** When the price level rises relative to the price level in foreign countries, the foreign demand for U.S. products decreases. Similarly, the demand for imports increases.
 - This causes exports to fall and imports to rise.

Aggregate Demand

3 / 22

- **Aggregate demand:** schedule or curve that shows the quantities of real GDP that buyers collectively desire to purchase at each price level.
- Aggregate demand is downward sloping in both short-run and long-run due to the *real balances effect* and the *foreign purchases effect*.
- **Real balances effect:** when the price level increases, the purchasing power of the consumers' accumulated savings balances decreases.
 - With a lower real savings balance, consumers decrease consumption.
- **Foreign purchases effect:** When the price level rises relative to the price level in foreign countries, the foreign demand for U.S. products decreases. Similarly, the demand for imports increases.
 - This causes exports to fall and imports to rise.

Aggregate Demand

3 / 22

- **Aggregate demand:** schedule or curve that shows the quantities of real GDP that buyers collectively desire to purchase at each price level.
- Aggregate demand is downward sloping in both short-run and long-run due to the *real balances effect* and the *foreign purchases effect*.
- **Real balances effect:** when the price level increases, the purchasing power of the consumers' accumulated savings balances decreases.
 - With a lower real savings balance, consumers decrease consumption.
- **Foreign purchases effect:** When the price level rises relative to the price level in foreign countries, the foreign demand for U.S. products decreases. Similarly, the demand for imports increases.
 - This causes exports to fall and imports to rise.

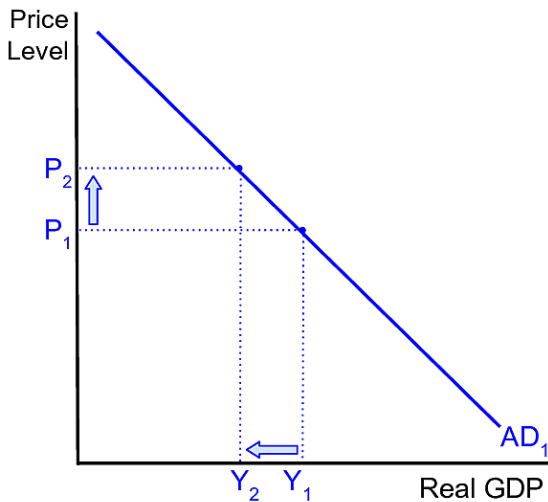
Aggregate Demand

3 / 22

- **Aggregate demand:** schedule or curve that shows the quantities of real GDP that buyers collectively desire to purchase at each price level.
- Aggregate demand is downward sloping in both short-run and long-run due to the *real balances effect* and the *foreign purchases effect*.
- **Real balances effect:** when the price level increases, the purchasing power of the consumers' accumulated savings balances decreases.
 - With a lower real savings balance, consumers decrease consumption.
- **Foreign purchases effect:** When the price level rises relative to the price level in foreign countries, the foreign demand for U.S. products decreases. Similarly, the demand for imports increases.
 - This causes exports to fall and imports to rise.

Aggregate Demand

4 / 22



Determinants of Aggregate Demand

- When something *besides the price level* affects the AD, this causes the AD curve to shift.
- The following affect *consumption* and therefore shift AD.
 - Consumer wealth: financial assets such as savings accounts, stocks, and bonds, and physical assets that consumers can borrow against like houses and land.
 - Household indebtedness: if household debt increases, AD shifts to the left.
 - Taxes: Increase in taxes decreases consumption, AD shifts to the left.
 - Consumer expectations: expectations about future income or future taxes can shift AD.
 - Interest rate: an increase in the interest rate decreases consumption which shifts AD to the left.

Determinants of Aggregate Demand

- When something *besides the price level* affects the AD, this causes the AD curve to shift.
- The following affect *consumption* and therefore shift AD.
 - Consumer wealth: financial assets such as savings accounts, stocks, and bonds, and physical assets that consumers can borrow against like houses and land.
 - When consumer wealth increases, aggregate demand increases, causing it to shift to the *right*.
 - Household indebtedness: if household debt increases, AD shifts to the left.
 - Taxes: Increase in taxes decreases consumption, AD shifts to the left.
 - Consumer expectations: expectations about future income or future taxes can shift AD.
 - Interest rate: an increase in the interest rate decreases consumption which shifts AD to the left.

Determinants of Aggregate Demand

- When something *besides the price level* affects the AD, this causes the AD curve to shift.
- The following affect *consumption* and therefore shift AD.
 - Consumer wealth: financial assets such as savings accounts, stocks, and bonds, and physical assets that consumers can borrow against like houses and land.
 - When consumer wealth increases, aggregate demand increases, causing it to shift to the *right*.
 - Household indebtedness: if household debt increases, AD shifts to the left.
 - Taxes: Increase in taxes decreases consumption, AD shifts to the left.
 - Consumer expectations: expectations about future income or future taxes can shift AD.
 - Interest rate: an increase in the interest rate decreases consumption which shifts AD to the left.

Determinants of Aggregate Demand

- When something *besides the price level* affects the AD, this causes the AD curve to shift.
- The following affect *consumption* and therefore shift AD.
 - Consumer wealth: financial assets such as savings accounts, stocks, and bonds, and physical assets that consumers can borrow against like houses and land.
 - When consumer wealth increases, aggregate demand increases, causing it to shift to the *right*.
 - Household indebtedness: if household debt increases, AD shifts to the left.
 - Taxes: Increase in taxes decreases consumption, AD shifts to the left.
 - Consumer expectations: expectations about future income or future taxes can shift AD.
 - Interest rate: an increase in the interest rate decreases consumption which shifts AD to the left.

Determinants of Aggregate Demand

- When something *besides the price level* affects the AD, this causes the AD curve to shift.
- The following affect *consumption* and therefore shift AD.
 - Consumer wealth: financial assets such as savings accounts, stocks, and bonds, and physical assets that consumers can borrow against like houses and land.
 - When consumer wealth increases, aggregate demand increases, causing it to shift to the *right*.
 - Household indebtedness: if household debt increases, AD shifts to the left.
 - Taxes: Increase in taxes decreases consumption, AD shifts to the left.
 - Consumer expectations: expectations about future income or future taxes can shift AD.
 - Interest rate: an increase in the interest rate decreases consumption which shifts AD to the left.

Determinants of Aggregate Demand

- When something *besides the price level* affects the AD, this causes the AD curve to shift.
- The following affect *consumption* and therefore shift AD.
 - Consumer wealth: financial assets such as savings accounts, stocks, and bonds, and physical assets that consumers can borrow against like houses and land.
 - When consumer wealth increases, aggregate demand increases, causing it to shift to the *right*.
 - Household indebtedness: if household debt increases, AD shifts to the left.
 - Taxes: Increase in taxes decreases consumption, AD shifts to the left.
 - Consumer expectations: expectations about future income or future taxes can shift AD.
 - Interest rate: an increase in the interest rate decreases consumption which shifts AD to the left.

Determinants of Aggregate Demand

- When something *besides the price level* affects the AD, this causes the AD curve to shift.
- The following affect *consumption* and therefore shift AD.
 - Consumer wealth: financial assets such as savings accounts, stocks, and bonds, and physical assets that consumers can borrow against like houses and land.
 - When consumer wealth increases, aggregate demand increases, causing it to shift to the *right*.
 - Household indebtedness: if household debt increases, AD shifts to the left.
 - Taxes: Increase in taxes decreases consumption, AD shifts to the left.
 - Consumer expectations: expectations about future income or future taxes can shift AD.
 - Interest rate: an increase in the interest rate decreases consumption which shifts AD to the left.

Determinants of Aggregate Demand

- When something *besides the price level* affects the AD, this causes the AD curve to shift.
- The following affect *consumption* and therefore shift AD.
 - Consumer wealth: financial assets such as savings accounts, stocks, and bonds, and physical assets that consumers can borrow against like houses and land.
 - When consumer wealth increases, aggregate demand increases, causing it to shift to the *right*.
 - Household indebtedness: if household debt increases, AD shifts to the left.
 - Taxes: Increase in taxes decreases consumption, AD shifts to the left.
 - Consumer expectations: expectations about future income or future taxes can shift AD.
 - Interest rate: an increase in the interest rate decreases consumption which shifts AD to the left.

Determinants of Aggregate Demand

6 / 22

- The following affect investment and therefore shift AD.
 - Interest rate: increases the cost of investment, therefore shifts AD to the left.
 - Expectations: expectations about the return on an investment shift investment demand and therefore shift AD.
- Change in government purchases.
- Imports and Exports:
 - Foreign incomes: higher foreign incomes increase exports, shifts AD to the right.
 - Depreciation: Makes foreign currency more expensive for U.S. buyers, causes imports to decrease → AD shifts to the right
 - Depreciation: Makes U.S. currency cheaper for foreign buyers, causes exports to increase → AD shifts to the right

Determinants of Aggregate Demand

- The following affect investment and therefore shift AD.
 - Interest rate: increases the cost of investment, therefore shifts AD to the left.
 - Expectations: expectations about the return on an investment shift investment demand and therefore shift AD.
- Change in government purchases.
- Imports and Exports:
 - Foreign incomes: higher foreign incomes increase exports, shifts AD to the right.
 - Depreciation: Makes foreign currency more expensive for U.S. buyers, causes imports to decrease → AD shifts to the right
 - Depreciation: Makes U.S. currency cheaper for foreign buyers, causes exports to increase → AD shifts to the right

Determinants of Aggregate Demand

6 / 22

- The following affect investment and therefore shift AD.
 - Interest rate: increases the cost of investment, therefore shifts AD to the left.
 - Expectations: expectations about the return on an investment shift investment demand and therefore shift AD.
- Change in government purchases.
- Imports and Exports:
 - Foreign incomes: higher foreign incomes increase exports, shifts AD to the right.
 - Depreciation: Makes foreign currency more expensive for U.S. buyers, causes imports to decrease → AD shifts to the right
 - Depreciation: Makes U.S. currency cheaper for foreign buyers, causes exports to increase → AD shifts to the right

Determinants of Aggregate Demand

- The following affect investment and therefore shift AD.
 - Interest rate: increases the cost of investment, therefore shifts AD to the left.
 - Expectations: expectations about the return on an investment shift investment demand and therefore shift AD.
- Change in government purchases.
- Imports and Exports:
 - Foreign incomes: higher foreign incomes increase exports, shifts AD to the right.
 - Depreciation: Makes foreign currency more expensive for U.S. buyers, causes imports to decrease → AD shifts to the right
 - Depreciation: Makes U.S. currency cheaper for foreign buyers, causes exports to increase → AD shifts to the right

Determinants of Aggregate Demand

6 / 22

- The following affect investment and therefore shift AD.
 - Interest rate: increases the cost of investment, therefore shifts AD to the left.
 - Expectations: expectations about the return on an investment shift investment demand and therefore shift AD.
- Change in government purchases.
- Imports and Exports:
 - Foreign incomes: higher foreign incomes increase exports, shifts AD to the right.
 - Depreciation: Makes foreign currency more expensive for U.S. buyers, causes imports to decrease → AD shifts to the right
 - Depreciation: Makes U.S. currency cheaper for foreign buyers, causes exports to increase → AD shifts to the right

Determinants of Aggregate Demand

- The following affect investment and therefore shift AD.
 - Interest rate: increases the cost of investment, therefore shifts AD to the left.
 - Expectations: expectations about the return on an investment shift investment demand and therefore shift AD.
- Change in government purchases.
- Imports and Exports:
 - Foreign incomes: higher foreign incomes increase exports, shifts AD to the right.
 - Depreciation: Makes foreign currency more expensive for U.S. buyers, causes imports to decrease → AD shifts to the right
 - Depreciation: Makes U.S. currency cheaper for foreign buyers, causes exports to increase → AD shifts to the right

Determinants of Aggregate Demand

- The following affect investment and therefore shift AD.
 - Interest rate: increases the cost of investment, therefore shifts AD to the left.
 - Expectations: expectations about the return on an investment shift investment demand and therefore shift AD.
- Change in government purchases.
- Imports and Exports:
 - Foreign incomes: higher foreign incomes increase exports, shifts AD to the right.
 - Depreciation: Makes foreign currency more expensive for U.S. buyers, causes imports to decrease → AD shifts to the right
 - Depreciation: Makes U.S. currency cheaper for foreign buyers, causes exports to increase → AD shifts to the right

Determinants of Aggregate Demand

- The following affect investment and therefore shift AD.
 - Interest rate: increases the cost of investment, therefore shifts AD to the left.
 - Expectations: expectations about the return on an investment shift investment demand and therefore shift AD.
- Change in government purchases.
- Imports and Exports:
 - Foreign incomes: higher foreign incomes increase exports, shifts AD to the right.
 - Depreciation: Makes foreign currency more expensive for U.S. buyers, causes imports to decrease → AD shifts to the right
 - Depreciation: Makes U.S. currency cheaper for foreign buyers, causes exports to increase → AD shifts to the right

Long-Run Aggregate Supply

7 / 22

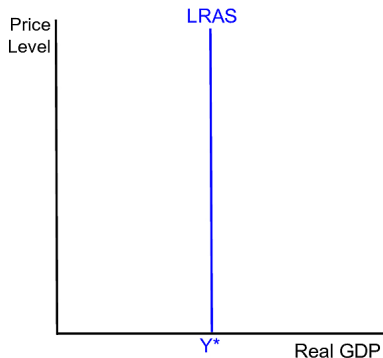
Long-run aggregate supply:

In the long run the economy uses all factors of production efficiently.

Vertical line at **potential GDP**.

Potential GDP: Maximum *sustainable* level of production *possible* when using all factors of production efficiently.

Price level does not affect production *possibilities*.



Short-Run Aggregate Supply

8 / 22

- In the short run, wages in labor markets are slow to adjust.
- Increases in price level lead to higher marginal revenues for firms
- Sticky wages: Biggest chunk of firms' marginal costs do not change
- Higher marginal revenue + sticky marginal costs \rightarrow increase production
- Short-run aggregate supply curve is upward sloping.

Short-Run Aggregate Supply

8 / 22

- In the short run, wages in labor markets are slow to adjust.
- Increases in price level lead to higher marginal revenues for firms
- Sticky wages: Biggest chunk of firms' marginal costs do not change
- Higher marginal revenue + sticky marginal costs \rightarrow increase production
- Short-run aggregate supply curve is upward sloping.

Short-Run Aggregate Supply

8 / 22

- In the short run, wages in labor markets are slow to adjust.
- Increases in price level lead to higher marginal revenues for firms
- Sticky wages: Biggest chunk of firms' marginal costs do not change
- Higher marginal revenue + sticky marginal costs → increase production
- Short-run aggregate supply curve is upward sloping.

Short-Run Aggregate Supply

8 / 22

- In the short run, wages in labor markets are slow to adjust.
- Increases in price level lead to higher marginal revenues for firms
- Sticky wages: Biggest chunk of firms' marginal costs do not change
- Higher marginal revenue + sticky marginal costs → increase production
- Short-run aggregate supply curve is upward sloping.

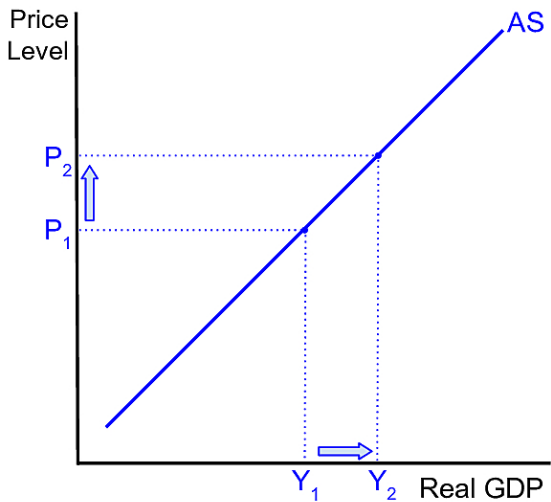
Short-Run Aggregate Supply

8 / 22

- In the short run, wages in labor markets are slow to adjust.
- Increases in price level lead to higher marginal revenues for firms
- Sticky wages: Biggest chunk of firms' marginal costs do not change
- Higher marginal revenue + sticky marginal costs \rightarrow increase production
- Short-run aggregate supply curve is upward sloping.

Short-Run Aggregate Supply

9 / 22



Determinants of Aggregate Supply

- When something *besides the price level* affects AS, this shifts AS.
- Prices of factors of production: when the price of labor, capital, or land increase, this shifts AS to the left.
- Business taxes can affect output decisions of firms and shift AS.
- Other government regulation on businesses:
 - Environmental regulations, occupational safety regulations, finance regulations, etc. can affect production costs.
 - Doesn't imply business regulations are bad (there are costs and benefits), but they usually do affect production costs.
- Improvements in technology: shift *both LRAS and SRAS* to the right.
 - This is not the most convenient model to use for increases in production possibilities

Determinants of Aggregate Supply

- When something *besides the price level* affects AS, this shifts AS.
- Prices of factors of production: when the price of labor, capital, or land increase, this shifts AS to the left.
- Business taxes can affect output decisions of firms and shift AS.
- Other government regulation on businesses:
 - Environmental regulations, occupational safety regulations, finance regulations, etc. can affect production costs.
 - Doesn't imply business regulations are bad (there are costs and benefits), but they usually do affect production costs.
- Improvements in technology: shift *both LRAS and SRAS* to the right.
 - This is not the most convenient model to use for increases in production possibilities

Determinants of Aggregate Supply

- When something *besides the price level* affects AS, this shifts AS.
- Prices of factors of production: when the price of labor, capital, or land increase, this shifts AS to the left.
- Business taxes can affect output decisions of firms and shift AS.
- Other government regulation on businesses:
 - Environmental regulations, occupational safety regulations, finance regulations, etc. can affect production costs.
 - Doesn't imply business regulations are bad (there are costs and benefits), but they usually do affect production costs.
- Improvements in technology: shift *both LRAS and SRAS* to the right.
 - This is not the most convenient model to use for increases in production possibilities

Determinants of Aggregate Supply

- When something *besides the price level* affects AS, this shifts AS.
- Prices of factors of production: when the price of labor, capital, or land increase, this shifts AS to the left.
- Business taxes can affect output decisions of firms and shift AS.
- Other government regulation on businesses:
 - Environmental regulations, occupational safety regulations, finance regulations, etc. can affect production costs.
 - Doesn't imply business regulations are bad (there are costs and benefits), but they usually do affect production costs.
- Improvements in technology: shift *both LRAS and SRAS* to the right.
 - This is not the most convenient model to use for increases in production possibilities

Determinants of Aggregate Supply

- When something *besides the price level* affects AS, this shifts AS.
- Prices of factors of production: when the price of labor, capital, or land increase, this shifts AS to the left.
- Business taxes can affect output decisions of firms and shift AS.
- Other government regulation on businesses:
 - Environmental regulations, occupational safety regulations, finance regulations, etc. can affect production costs.
 - Doesn't imply business regulations are bad (there are costs and benefits), but they usually do affect production costs.
- Improvements in technology: shift *both LRAS and SRAS* to the right.
 - This is not the most convenient model to use for increases in production possibilities

Determinants of Aggregate Supply

- When something *besides the price level* affects AS, this shifts AS.
- Prices of factors of production: when the price of labor, capital, or land increase, this shifts AS to the left.
- Business taxes can affect output decisions of firms and shift AS.
- Other government regulation on businesses:
 - Environmental regulations, occupational safety regulations, finance regulations, etc. can affect production costs.
 - Doesn't imply business regulations are bad (there are costs and benefits), but they usually do affect production costs.
- Improvements in technology: shift *both LRAS and SRAS* to the right.
 - This is not the most convenient model to use for increases in production possibilities

Determinants of Aggregate Supply

- When something *besides the price level* affects AS, this shifts AS.
- Prices of factors of production: when the price of labor, capital, or land increase, this shifts AS to the left.
- Business taxes can affect output decisions of firms and shift AS.
- Other government regulation on businesses:
 - Environmental regulations, occupational safety regulations, finance regulations, etc. can affect production costs.
 - Doesn't imply business regulations are bad (there are costs and benefits), but they usually do affect production costs.
- Improvements in technology: shift *both LRAS and SRAS* to the right.
 - This is not the most convenient model to use for increases in production possibilities

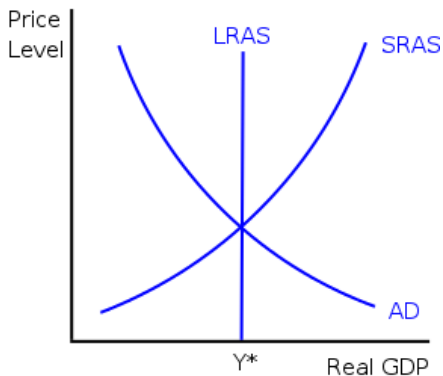
Determinants of Aggregate Supply

- When something *besides the price level* affects AS, this shifts AS.
- Prices of factors of production: when the price of labor, capital, or land increase, this shifts AS to the left.
- Business taxes can affect output decisions of firms and shift AS.
- Other government regulation on businesses:
 - Environmental regulations, occupational safety regulations, finance regulations, etc. can affect production costs.
 - Doesn't imply business regulations are bad (there are costs and benefits), but they usually do affect production costs.
- Improvements in technology: shift *both LRAS and SRAS* to the right.
 - This is not the most convenient model to use for increases in production possibilities

Equilibrium

11 / 22

In equilibrium, real GDP and the price level are determined by the intersection of AS and AD



Inflation

12/ 22

- Inflation can come from two sources, excess demand or increases in production costs.
- **Demand-pull inflation:** when increases in demand cause inflation.
- **Cost-push inflation:** when increases in production cost cause inflation.

Inflation

12/ 22

- Inflation can come from two sources, excess demand or increases in production costs.
- **Demand-pull inflation:** when increases in demand cause inflation.
- **Cost-push inflation:** when increases in production cost cause inflation.

Inflation

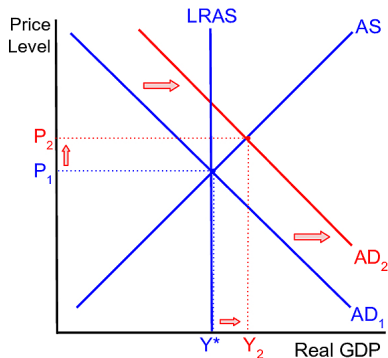
12/ 22

- Inflation can come from two sources, excess demand or increases in production costs.
- **Demand-pull inflation:** when increases in demand cause inflation.
- **Cost-push inflation:** when increases in production cost cause inflation.

Demand-Pull Inflation

13/ 22

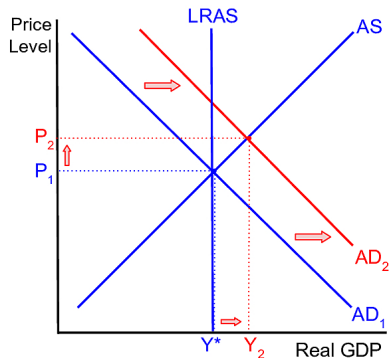
- Demand-pull inflation begins when AD increases.
- Causes real GDP to increase and the price level to rise.
- **Expansionary gap:** when aggregate expenditures is equal to real GDP above potential GDP.
- Often also called an *inflationary gap*.



Demand-Pull Inflation

13/ 22

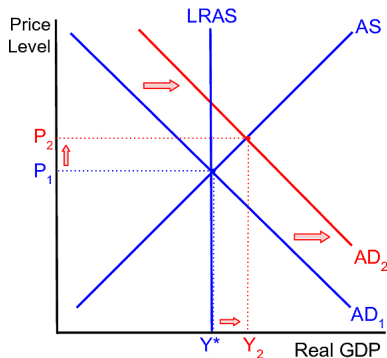
- Demand-pull inflation begins when AD increases.
- Causes real GDP to increase and the price level to rise.
- **Expansionary gap:** when aggregate expenditures is equal to real GDP above potential GDP.
- Often also called an *inflationary gap*.



Demand-Pull Inflation

13/ 22

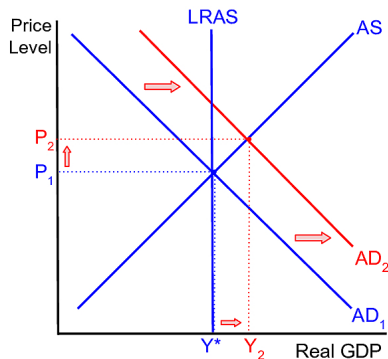
- Demand-pull inflation begins when AD increases.
- Causes real GDP to increase and the price level to rise.
- **Expansionary gap:** when aggregate expenditures is equal to real GDP above potential GDP.
- Often also called an *inflationary gap*.



Demand-Pull Inflation

13/ 22

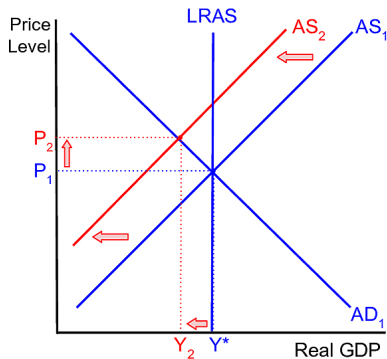
- Demand-pull inflation begins when AD increases.
- Causes real GDP to increase and the price level to rise.
- **Expansionary gap:** when aggregate expenditures is equal to real GDP above potential GDP.
- Often also called an *inflationary gap*.



Cost-push Inflation

14 / 22

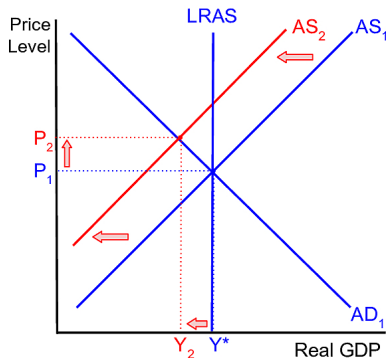
- Cost-push inflation begins when an increase in production cost shifts SRAS to the left.
- Causes real GDP to fall and price level to rise.
- **Stagflation**: when there is unemployment and high inflation at the same time.



Cost-push Inflation

14 / 22

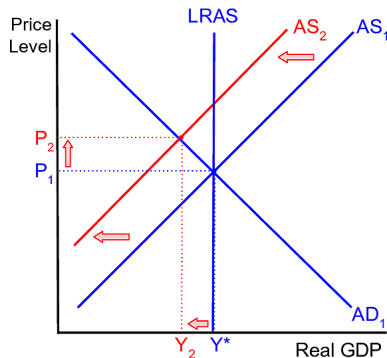
- Cost-push inflation begins when an increase in production cost shifts SRAS to the left.
- Causes real GDP to fall and price level to rise.
- **Stagflation**: when there is unemployment and high inflation at the same time.



Cost-push Inflation

14 / 22

- Cost-push inflation begins when an increase in production cost shifts SRAS to the left.
- Causes real GDP to fall and price level to rise.
- **Stagflation**: when there is unemployment and high inflation at the same time.



Durable Goods vs Services Explanation for Inflation 15/ 22

Monetary Policy in Times of Structural Reallocation

Prepared for the 2021 Jackson Hole Economic Policy Symposium

Stagflation in 2021

- During COVID, demand decreases for *services*, increased for *durable goods*
- *Downward sticky prices*: Unemployment increases in services sector
- *Upward flexible prices*: Durable goods more expensive
- *Slow to increase production*: Shortages in durable goods
- Outcome: Unemployment & Inflation & Shortages



Dr. Veronica Guerrieri

Ronald E. Tarrson Professor of
Economics
William Graham Faculty Scholar
Booth School of Business
University of Chicago

Durable Goods vs Services Explanation for Inflation 15/ 22

Monetary Policy in Times of Structural Reallocation

Prepared for the 2021 Jackson Hole Economic Policy Symposium

Stagflation in 2021

- During COVID, demand decreases for *services*, increased for *durable goods*
- *Downward sticky prices*: Unemployment increases in services sector
- *Upward flexible prices*: Durable goods more expensive
- *Slow to increase production*: Shortages in durable goods
- Outcome: Unemployment & Inflation & Shortages



Dr. Veronica Guerrieri

Ronald E. Tarrson Professor of
Economics
William Graham Faculty Scholar
Booth School of Business
University of Chicago

Durable Goods vs Services Explanation for Inflation 15/ 22

Monetary Policy in Times of Structural Reallocation

Prepared for the 2021 Jackson Hole Economic Policy Symposium

Stagflation in 2021

- During COVID, demand decreases for *services*, increased for *durable goods*
- *Downward sticky prices*: Unemployment increases in services sector
- *Upward flexible prices*: Durable goods more expensive
- *Slow to increase production*: Shortages in durable goods
- Outcome: Unemployment & Inflation & Shortages



Dr. Veronica Guerrieri

Ronald E. Tarrson Professor of
Economics
William Graham Faculty Scholar
Booth School of Business
University of Chicago

Durable Goods vs Services Explanation for Inflation 15/ 22

Monetary Policy in Times of Structural Reallocation

Prepared for the 2021 Jackson Hole Economic Policy Symposium

Stagflation in 2021

- During COVID, demand decreases for *services*, increased for *durable goods*
- *Downward sticky prices*: Unemployment increases in services sector
- *Upward flexible prices*: Durable goods more expensive
- *Slow to increase production*: Shortages in durable goods
- Outcome: Unemployment & Inflation & Shortages



Dr. Veronica Guerrieri

Ronald E. Tarrson Professor of
Economics
William Graham Faculty Scholar
Booth School of Business
University of Chicago

Durable Goods vs Services Explanation for Inflation 15/ 22

Monetary Policy in Times of Structural Reallocation

Prepared for the 2021 Jackson Hole Economic Policy Symposium

Stagflation in 2021

- During COVID, demand decreases for *services*, increased for *durable goods*
- *Downward sticky prices*: Unemployment increases in services sector
- *Upward flexible prices*: Durable goods more expensive
- *Slow to increase production*: Shortages in durable goods
- Outcome: Unemployment & Inflation & Shortages



Dr. Veronica Guerrieri

Ronald E. Tarrson Professor of
Economics
William Graham Faculty Scholar
Booth School of Business
University of Chicago

Long-run equilibrium

16 / 22

- Aggregate supply curve is upward sloping because wages are sticky.
- Suppose AD shifts to the right.
- Firms will be able to sell more goods. Firms hire more labor and produce more goods.
- Firm's per-unit labor costs do not increase because wages are fixed in the short run.
- In the long run, there is an excess demand for labor, wages will increase.
- This shifts the SRAS curve to the left.

Long-run equilibrium

- Aggregate supply curve is upward sloping because wages are sticky.
- Suppose AD shifts to the right.
- Firms will be able to sell more goods. Firms hire more labor and produce more goods.
- Firm's per-unit labor costs do not increase because wages are fixed in the short run.
- In the long run, there is an excess demand for labor, wages will increase.
- This shifts the SRAS curve to the left.

Long-run equilibrium

16 / 22

- Aggregate supply curve is upward sloping because wages are sticky.
- Suppose AD shifts to the right.
- Firms will be able to sell more goods. Firms hire more labor and produce more goods.
- Firm's per-unit labor costs do not increase because wages are fixed in the short run.
- In the long run, there is an excess demand for labor, wages will increase.
- This shifts the SRAS curve to the left.

Long-run equilibrium

16 / 22

- Aggregate supply curve is upward sloping because wages are sticky.
- Suppose AD shifts to the right.
- Firms will be able to sell more goods. Firms hire more labor and produce more goods.
- Firm's per-unit labor costs do not increase because wages are fixed in the short run.
- In the long run, there is an excess demand for labor, wages will increase.
- This shifts the SRAS curve to the left.

Long-run equilibrium

16 / 22

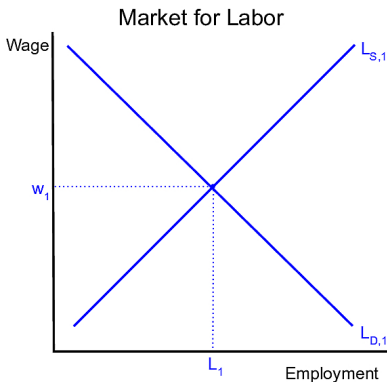
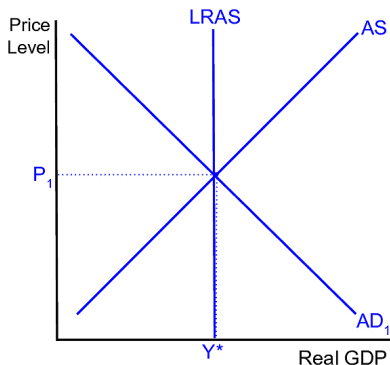
- Aggregate supply curve is upward sloping because wages are sticky.
- Suppose AD shifts to the right.
- Firms will be able to sell more goods. Firms hire more labor and produce more goods.
- Firm's per-unit labor costs do not increase because wages are fixed in the short run.
- In the long run, there is an excess demand for labor, wages will increase.
- This shifts the SRAS curve to the left.

Long-run equilibrium

16 / 22

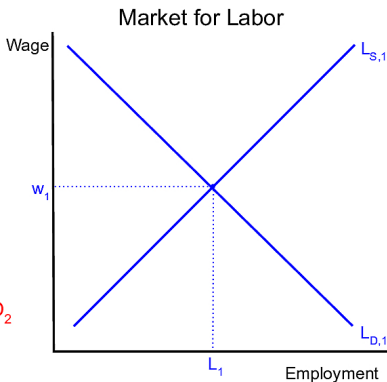
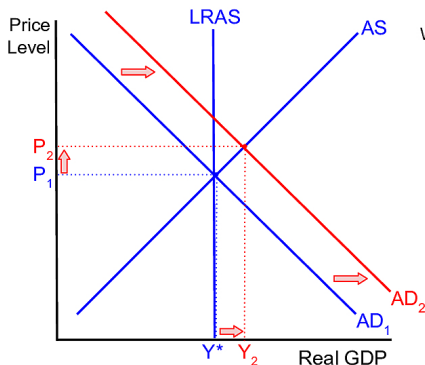
- Aggregate supply curve is upward sloping because wages are sticky.
- Suppose AD shifts to the right.
- Firms will be able to sell more goods. Firms hire more labor and produce more goods.
- Firm's per-unit labor costs do not increase because wages are fixed in the short run.
- In the long run, there is an excess demand for labor, wages will increase.
- This shifts the SRAS curve to the left.

Example: Increase in Aggregate Demand



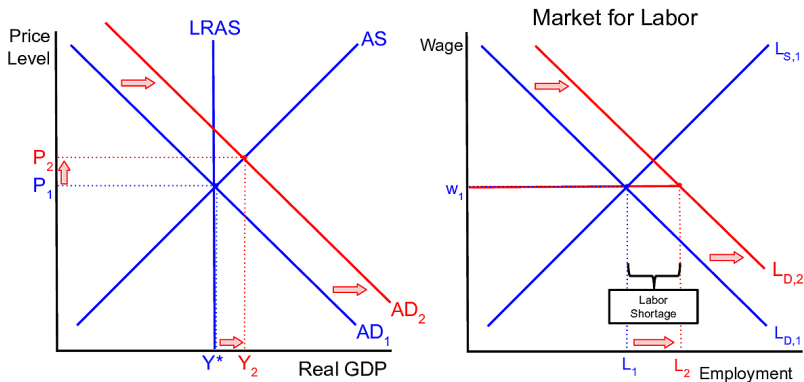
Suppose there is an improvement in consumer confidence
 → higher consumption demand

Example: Increase in Aggregate Demand



Aggregate demand shifts right

Example: Increase in Aggregate Demand

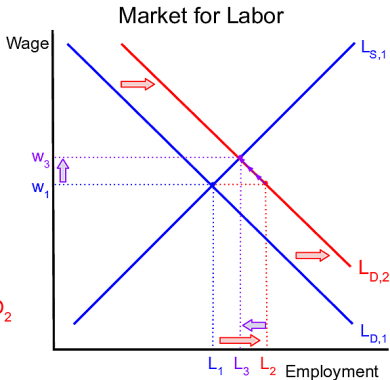
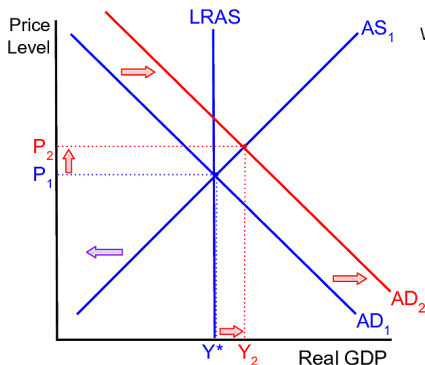


Businesses are producing more \rightarrow labor demand shifts right

Sticky wages lead to labor market shortage

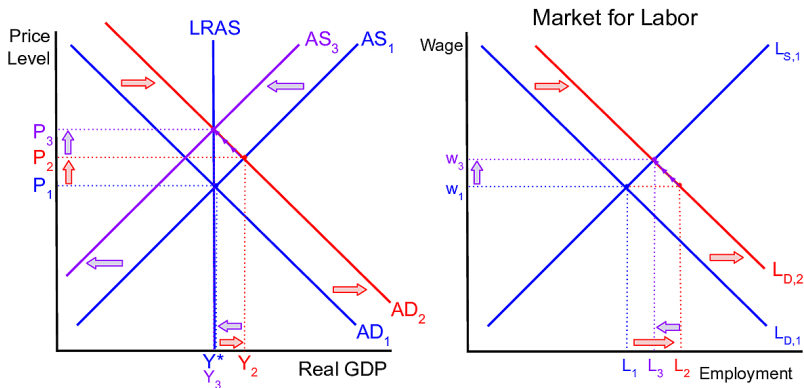
Short-run outcomes: \uparrow real GDP, \uparrow employment, \uparrow price level

Example: Increase in Aggregate Demand



Wages increase over time, in transition from short-run to long-run

Example: Increase in Aggregate Demand



Increase in wages is an increase in production costs \rightarrow Aggregate supply shifts left

Short-run outcomes: Real GDP at potential, \uparrow wages, \uparrow employment, \uparrow price level

Market for Reserves and Aggregate Demand

18 / 22

Suppose the Fed decreases interest rates

- 1 Investment increases
- 2 Consumption increases
- 3 Net exports increase
 - Lower interest rates \rightarrow lower return on financial investments in the U.S., decrease in demand for dollars.
 - Value of the dollar falls.
 - U.S. exports sell for lower foreign prices \rightarrow decrease in net exports.
- 4 All of these things cause AD to shift right

Market for Reserves and Aggregate Demand

18 / 22

Suppose the Fed decreases interest rates

- 1 Investment increases
- 2 Consumption increases
- 3 Net exports increase
 - Lower interest rates \rightarrow lower return on financial investments in the U.S., decrease in demand for dollars.
 - Value of the dollar falls.
- 4 All of these things cause AD to shift right

Market for Reserves and Aggregate Demand

18 / 22

Suppose the Fed decreases interest rates

- 1 Investment increases
- 2 Consumption increases
- 3 Net exports increase
 - Lower interest rates \rightarrow lower return on financial investments in the U.S., decrease in demand for dollars.
 - Value of the dollar falls.
- 4 All of these things cause AD to shift right

Market for Reserves and Aggregate Demand

18 / 22

Suppose the Fed decreases interest rates

- 1 Investment increases
- 2 Consumption increases
- 3 Net exports increase
 - Lower interest rates \rightarrow lower return on financial investments in the U.S., decrease in demand for dollars.
 - Value of the dollar falls.
 - U.S. residents buy fewer foreign goods \rightarrow decrease in imports.
 - U.S. goods become relatively less expensive \rightarrow increase in exports.
- 4 All of these things cause AD to shift right

Market for Reserves and Aggregate Demand

18 / 22

Suppose the Fed decreases interest rates

- 1 Investment increases
- 2 Consumption increases
- 3 Net exports increase
 - Lower interest rates \rightarrow lower return on financial investments in the U.S., decrease in demand for dollars.
 - Value of the dollar falls.
 - U.S. residents buy fewer foreign goods \rightarrow decrease in imports.
 - U.S. goods become relatively less expensive \rightarrow increase in exports.
- 4 All of these things cause AD to shift right

Market for Reserves and Aggregate Demand

18 / 22

Suppose the Fed decreases interest rates

- 1 Investment increases
- 2 Consumption increases
- 3 Net exports increase
 - Lower interest rates \rightarrow lower return on financial investments in the U.S., decrease in demand for dollars.
 - Value of the dollar falls.
 - U.S. residents buy fewer foreign goods \rightarrow decrease in imports.
 - U.S. goods become relatively less expensive \rightarrow increase in exports.
- 4 All of these things cause AD to shift right

Market for Reserves and Aggregate Demand

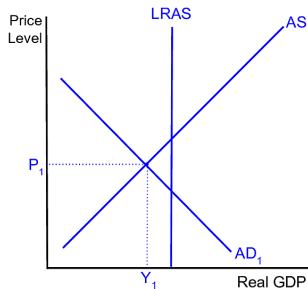
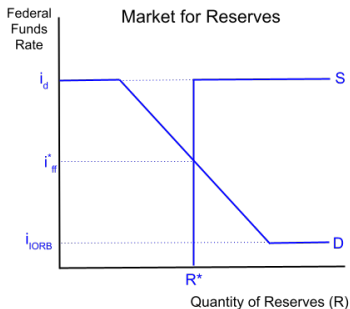
18 / 22

Suppose the Fed decreases interest rates

- 1 Investment increases
- 2 Consumption increases
- 3 Net exports increase
 - Lower interest rates \rightarrow lower return on financial investments in the U.S., decrease in demand for dollars.
 - Value of the dollar falls.
 - U.S. residents buy fewer foreign goods \rightarrow decrease in imports.
 - U.S. goods become relatively less expensive \rightarrow increase in exports.
- 4 All of these things cause AD to shift right

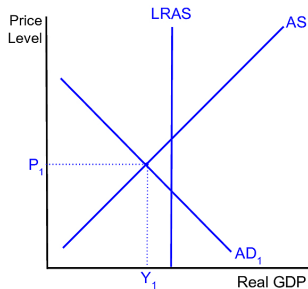
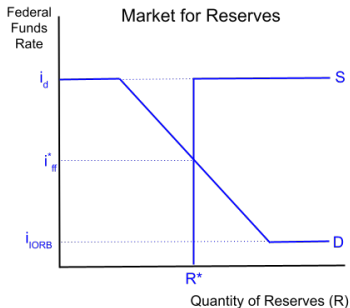
Monetary Policy to Counteract Recession

- Suppose the economy is in a recession with low inflation.



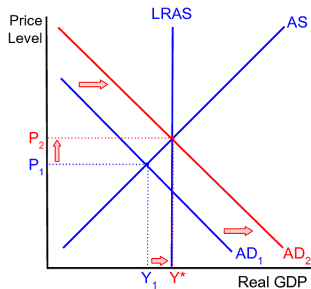
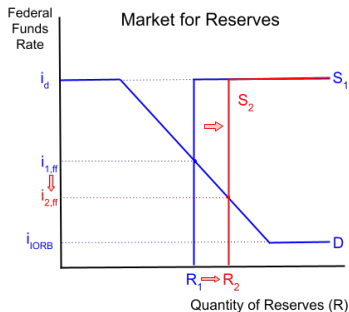
Monetary Policy to Counteract Recession

- Suppose the economy is in a recession with low inflation.
- *Increase* reserve supply by making an open market *purchase* of bonds.



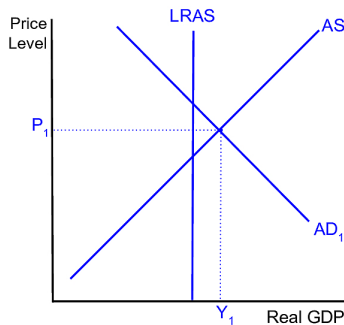
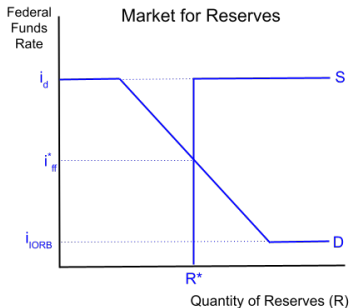
Monetary Policy to Counteract Recession

- Suppose the economy is in a recession with low inflation.
- *Increase* reserve supply by making an open market *purchase* of bonds.



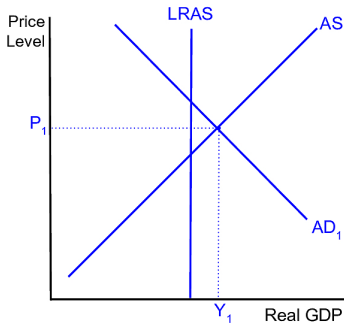
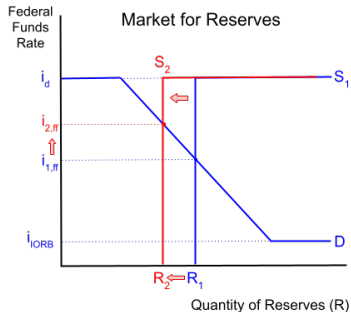
Controlling the Inflation Rate

- Suppose the economy is in an inflationary gap
- *Decrease reserve supply by making an open market sale of bonds.*



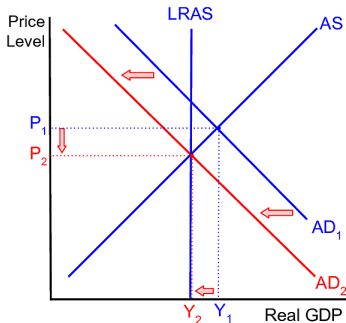
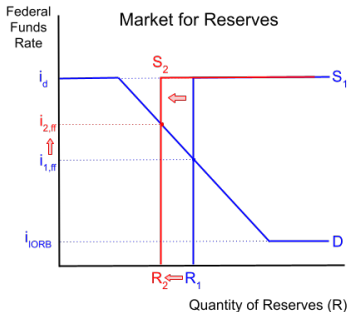
Controlling the Inflation Rate

- Suppose the economy is in an inflationary gap
- *Decrease reserve supply by making an open market sale of bonds.*



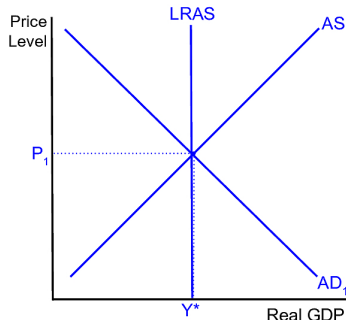
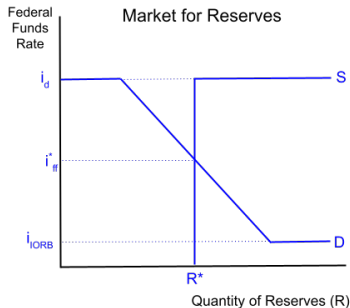
Controlling the Inflation Rate

- Suppose the economy is in an inflationary gap
- *Decrease* reserve supply by making an open market *sale* of bonds.



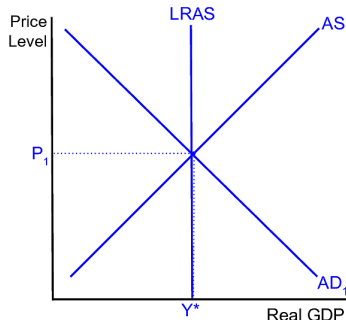
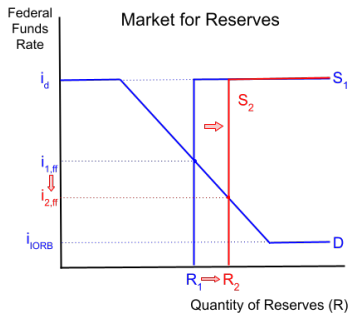
Long-Run Impact of Expanding Money Supply

21 / 22



Money Neutrality: In the long-run, an increase in the money supply leads to an only increase in the price level, no impact on real GDP.

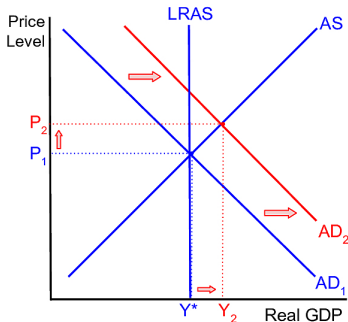
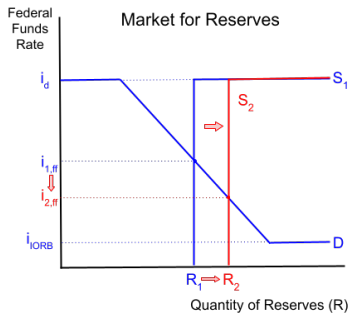
Long-Run Impact of Expanding Money Supply



Money Neutrality: In the long-run, an increase in the money supply leads to an only increase in the price level, no impact on real GDP.

Long-Run Impact of Expanding Money Supply

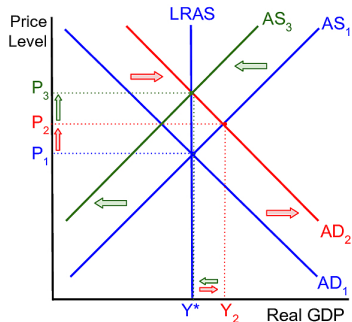
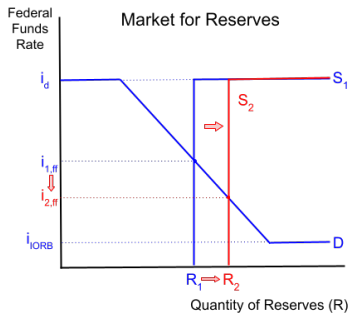
21/ 22



Money Neutrality: In the long-run, an increase in the money supply leads to an only increase in the price level, no impact on real GDP.

Long-Run Impact of Expanding Money Supply

21/ 22



Money Neutrality: In the long-run, an increase in the money supply leads to an only increase in the price level, no impact on real GDP.

Putting it all Together

22/ 22

- Suppose a liquidity crisis develops into a solvency crisis
- Describe and illustrate the impact on the market for corporate bonds
- What will be the impact on investment in capital?
- Describe and illustrate the impact on short-run outcomes for real GDP, price level, and employment
- Suggest a monetary policy response involving an open-market operation. Describe and illustrate the impact of the policy on the federal funds rate
- Describe and illustrate the impact of the change in interest rate on real GDP, price level, and employment